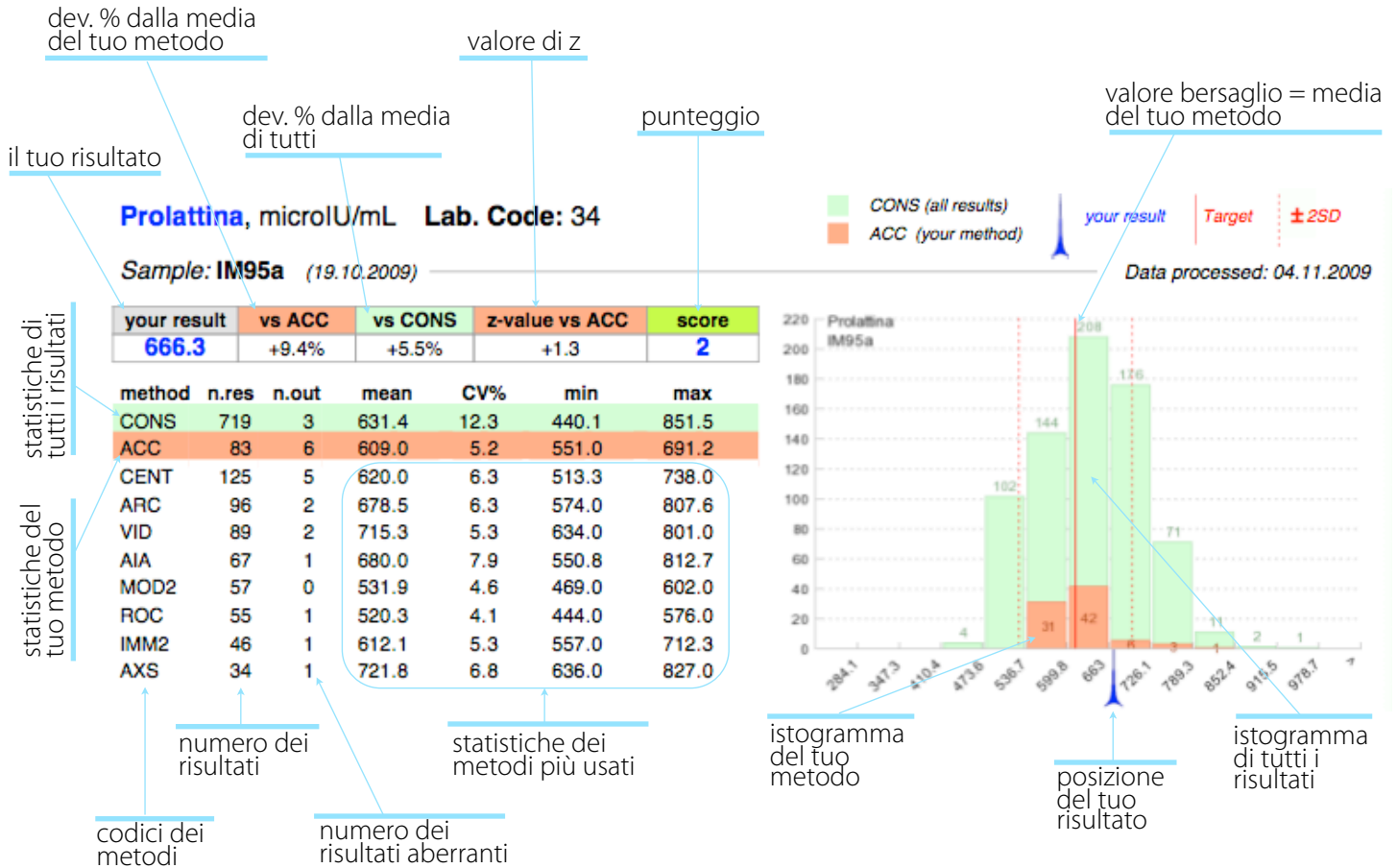
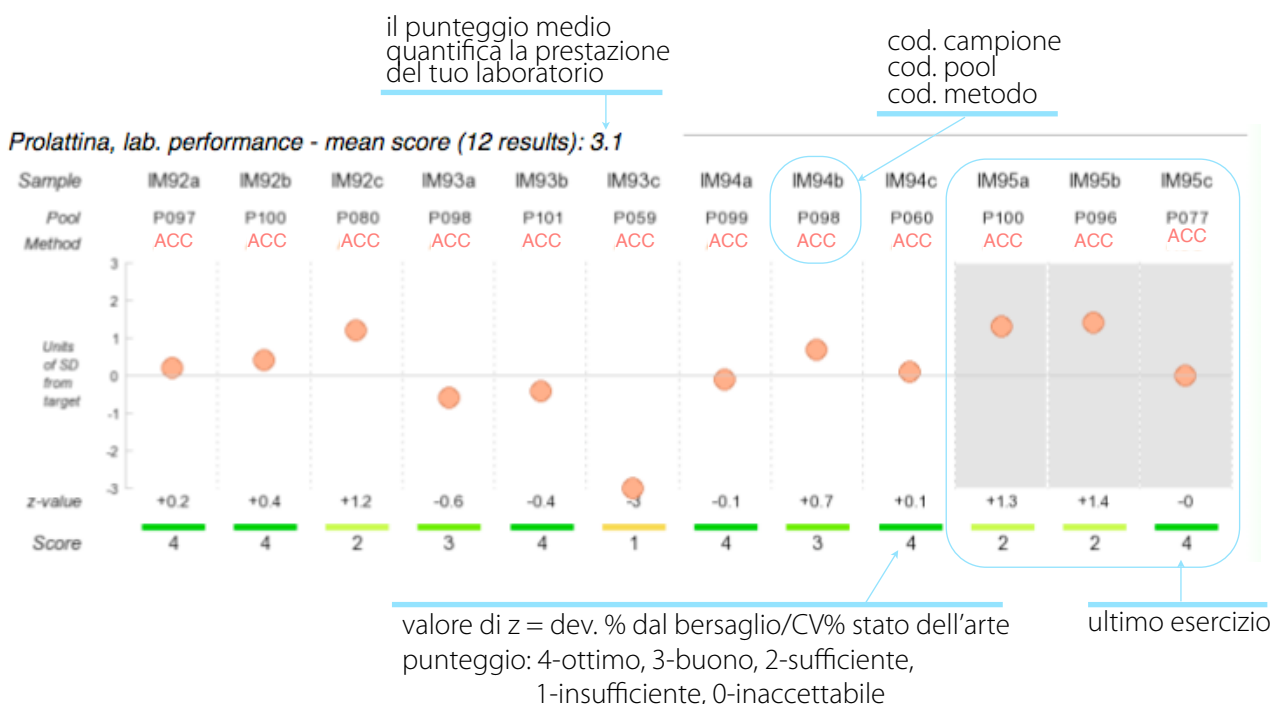


## Riepilogo periodico delle VEQ EQAS-CNR: GUIDA ALLA LETTURA

- ▶ Statistiche e istogrammi del singolo campione di controllo
- ▶ Valutazione del tuo risultato



### ▶ Grafico cumulativo dei valori di z e dei punteggi del tuo laboratorio



# ► Esempio di riepilogo periodico delle VEQ EQAS-CNR



**TSH, microIU/mL Lab. Code: 34**

■ CONS (all results)     ▲ your result     | Target     | ±2SD  
■ AIA (your method)

Sample: **IM94a** (14.09.2009)

Data processed: 30.09.2009

your result	vs AIA	vs CONS	z-value vs AIA	score
<b>2.74</b>	+13.2%	+18.6%	+1.9	<b>2</b>

method	n.res	n.out	mean	CV%	min	max
CONS	879	9	2.31	10.1	1.64	3.0
AIA	80	1	2.42	7.5	2.02	2.83
ARC	134	2	2.02	4.8	1.73	2.35
CENT	118	2	2.2	6.1	1.87	2.57
ACC	113	0	2.2	6.9	1.76	2.56
ROC	90	1	2.45	3.5	2.17	2.73
MOD	75	0	2.46	3.5	2.18	2.65
AXS	59	1	2.44	10.8	1.87	2.93
IMM2	53	2	2.35	7.0	1.95	2.71
VID	53	0	2.45	7.1	2.09	2.83

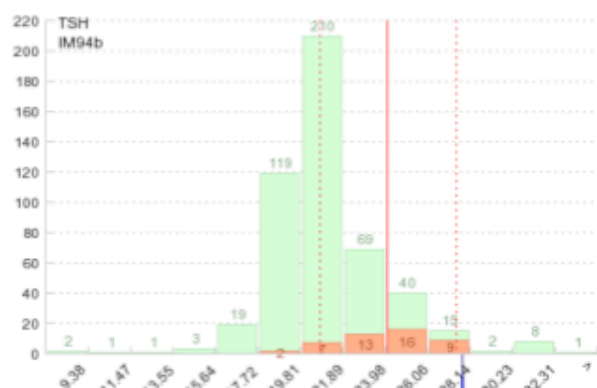


Sample: **IM94b** (14.09.2009)

Data processed: 30.09.2009

your result	vs AIA	vs CONS	z-value vs AIA	score
<b>27.65</b>	+15.2%	+32.6%	+2.2	<b>1</b>

method	n.res	n.out	mean	CV%	min	max
CONS	490	23	20.8	10.0	14.8	27.1
AIA	47	0	24.0	9.2	18.71	27.65
ACC	68	0	20.74	6.9	17.6	24.2
ARC	68	0	18.55	4.7	15.63	21.1
CENT	58	2	20.49	5.7	18.3	23.2
MOD	47	0	20.54	3.9	18.5	22.09
ROC	44	0	20.54	3.5	17.92	22.07
IMM2	35	2	22.44	9.6	18.7	27.1
AXS	31	0	21.21	16.3	15.58	29.33
ELC	30	0	20.56	3.6	18.48	21.89



Sample: **IM94c** (14.09.2009)

Data processed: 30.09.2009

your result	vs AIA	vs CONS	z-value vs AIA	score
<b>7.9</b>	+6.5%	+28.8%	+0.9	<b>3</b>

method	n.res	n.out	mean	CV%	min	max
CONS	184	5	6.14	11.0	4.25	8.0
AIA	10	1	7.42	6.3	6.7	8.0
ACC	31	2	5.99	6.1	5.22	6.89
ARC	25	0	5.39	6.1	4.7	6.07
VID	19	0	6.71	7.9	6.08	7.89
CENT	18	1	6.08	7.0	5.3	6.72
IMM2	17	2	6.23	7.9	5.22	7.16
MOD	16	0	6.24	4.1	5.72	6.6
AXS	14	0	5.64	9.3	4.56	6.67
ELC	14	0	6.17	4.7	5.64	6.65



TSH, lab. performance - mean score (12 results): 2.4



© copyright - the data and informations reported in this document are confidential and cannot be used without the agreement of QualiMedLab s.r.l.

Ormoni 1

TSH - microIU/mL

Results processed by QualiMedLab / IFC-CNR, Pisa